



Page Index

- Summary	P.1
- Sketches	P.2 - P.4
- Materials	P.5 - P.7
- Sizes	P.8 - P.10
- Colorway details	P.11 - P.11

Members

- Owner	pdfexample s
---------	--------------

Style Info

Straight cut menswear Jacket with two patch flap pockets. It has a full length sleeve with sleeve cuff and sleeve slit opening.

- Units: Inches
- Sizes: S, M, L
- Sample Size: M
- Color Combo: BLUE
- Sample Color: BLUE



WINTER FALL 201819 MENSWEAR JACKET WOOL

Sketches

Jacket - Front



- 1 Main Fabric
 - 2 Collar Stand
 - 3 Front Placket with Button
 - 4 Patch Pocket with Flap and Button
 - 5 Full Length Sleeve with Sleeve Cuff and Slit opening.
1. Main Fabric - 100% Wool Boucle Fabric - Pantone Code 282C Heavyweight (12 ounces per square yard) - All Over Garment
2. Collar Stand with Fabric Interlining Fusing
3. Front Placket with Fabric Interlining Fusing and Plastic button 7/8"(22mm)- Along the Center Front Placket
4. Patch pocket with Flap Opening - Plastic Button along the Flap Opening
5. Full Sleeve with Fabric Interlining Fusing Sleeve Cuff and Plastic button 7/8"(22mm)- On Sleeve Cuff Placket



WINTER FALL 201819 MENSWEAR JACKET WOOL

Sketches

Jacket - Back



- 1 Main Fabric
- 2 Collar Stand
- 3 Full-Length Sleeve with Sleeve Cuff and Slit opening.

1. Main Fabric - 100% Wool Boucle Fabric - Pantone Code 282C Heavyweight (12 ounces per square yard)

2. Collar Stand with Fabric Interlining Fusing

3. Full Sleeve with Fabric Interlining Fusing Sleeve Cuff and Plastic button 7/8"(22mm)- On Sleeve Cuff Placket



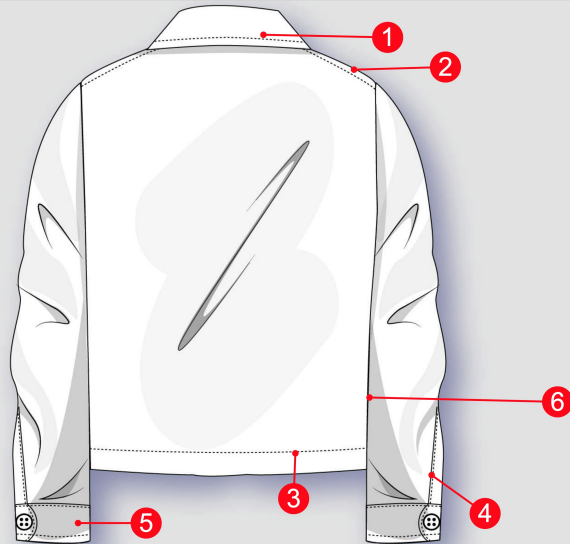
Sketches

Front - Stitch Details



- 1 Collar Flap - 1/4" Margin Single Needle Top Stitch
- 2 Collar Stand - Bias Binding Finish with Secondary Fabric
- 3 Placket - 1/8" Margin Single Needle Top Stitch
- 4 Pocket Flap - 1/4" Margin Single Needle Top Stitch
- 5 Patch Pocket - Single needle Edge Stitch
- 6 Hemline Finish - Turned in with Secondary Fabric 1 1/2" Margin Single Needle Top Stitch
- 7 Sleeve Cuff - Single Needle Edge Stitch
- 8 Sleeve Placket - 1/4" Margin Single Needle Top Stitch
- 9 Seam Finish - 4 thread overlock Thread

Back - Stitch Details









- 1 Collar - 1/4" Margin Single Needle Top Stitch
- 2 Shoulder - 1/4" Margin Single Needle Top Stitch
- 3 Hemline Finish - Turned in with Secondary Fabric 1 1/2" Margin Single Needle Top Stitch
- 4 Sleeve Placket - 1/4" Margin Single Needle Top Stitch
- 5 Sleeve Cuff - Single Needle Edge Stitch
- 6 Seam Finish - 4 thread overlock Thread



WINTER FALL 201819 MENSWEAR JACKET WOOL

Materials

Interlining Fabric fusing	Wash Care Tag	Secondary Fabric - Polyester Satin
 <p>1 Interlining Fabric fusing Woven Fabric 40gsm - Twill Weave 100% Cotton Pantone Code - Black C Placement - Along the collar stand, sleeve cuff and front placket</p>	 <p>1 Wash Care Label Woven Wash Care Label 1.5" Width X 4" Length 100% Polyester Single sided satin Weave Overlock Stitch to main garment</p>	 <p>1 Secondary Fabric - Polyester Satin Lightweight Polyester Satin Fabric 80gsm 100% Polyester Pantone Code - Black C Placement - Bias Binding Finish - along seams</p>
Poly Bag	Plastic Button	Sewing Thread
 <p>1 Plastic Bag Packaging Plastic Bag Non-woven Bag CPP Plastic transparent film 30cm X 40cm</p>	 <p>1 Plastic Buttons 4-hole Plastic Button Size - 7/8"(22mm) Pantone Code - Black C Placement - Along the Front Placket (5 pieces), the sleeve cuff (2 pieces) and Pocket Flap (2 pieces)</p>	 <p>1 Sewing Thread Good Quality COATS Thread 100% Polyester</p>



WINTER FALL 201819 MENSWEAR JACKET WOOL

Materials

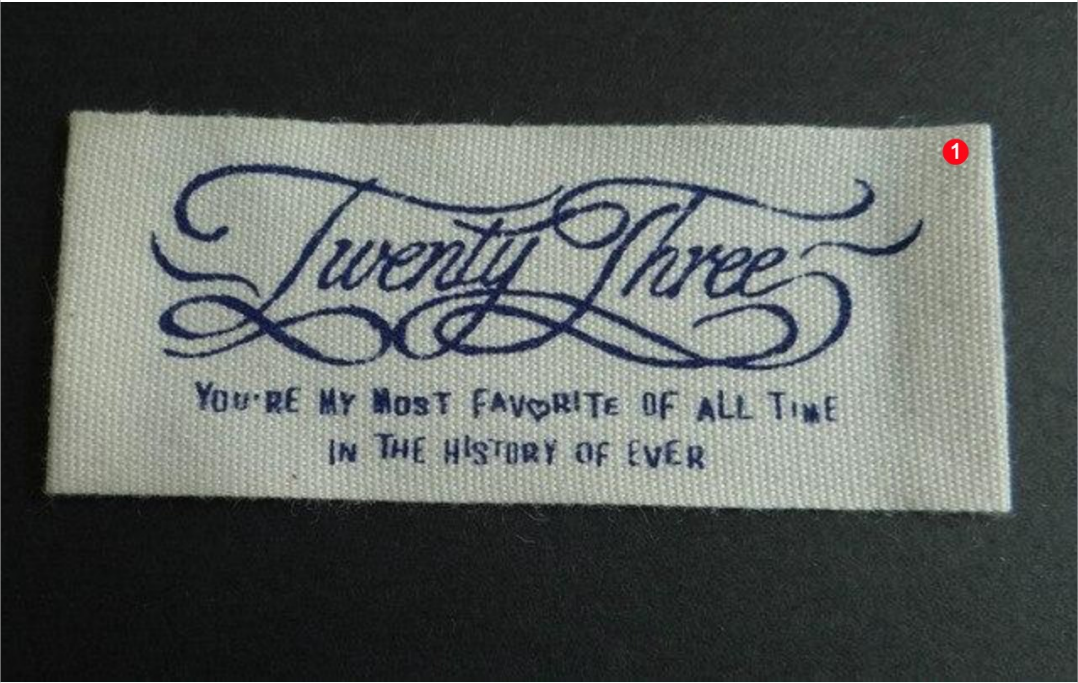
Main Fabric - Italian Boucle Fabric

- 1 Main Fabric
- 100% Wool
- Heavyweight (12 ounces per square yard) -
- Placement - All Over Garment
- Pantone Code - Blue - 282 C



Main Label

- 1 Main Label
- Screen Printing Brand Logo
- Woven Label
- 100% Polyester Yarn
- Damask Weave
- 2.5" Length X 1" Width
- Placement - Garment Wrong Side below back Neckline





WINTER FALL 201819 MENSWEAR JACKET WOOL

Materials

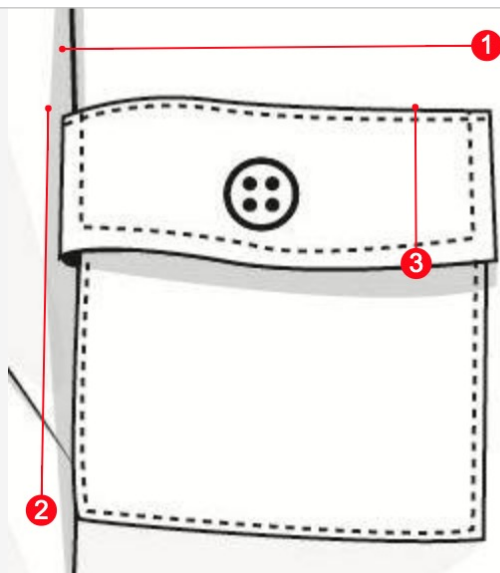
(*) Sample size is highlighted in darker green

	Description	REFERENCE#	DESCRIPTION	QUANTITY/ SIZE	QUALITY	PLACEMENT/POSITION	COLOR REFERENCE	*BLUE	SUPPLIER
	Interlining Fabric fusing	INT01	Woven Fabric 40gsm - Twill Weave	1/4 meter	100% cotton	Along the collar stand, sleeve cuff and front placket	Black C		Mood fabrics - Black Single-Sided Fusible Interlining Product #:318565
	Wash Care Tag	LBL02	Single sided satin Weave Swift Tack through side seam	1 - 1.5" Width X 4" Length	100% Polyester	Wearer's left side seam at Hip line			Wunderlabel 1.5" Width X 4" Length Printed Labels - Composite Laundry
	Secondary Fabric - Polyester Satin	FABRIC B	Lightweight Polyester Satin Fabric - 80gsm	1/4 meter	100% Polyester	Bias Binding Finish - along seams	Black C		Mood fabrics - Ultra Black Solid Polyester Satin Product #:MS-BLACK
	Poly Bag	PLB01	Packaging Plastic Bag Non-woven Bag	1	CPP Plastic	Do not poly bag each piece individually.	TRANSPARENT		Xiongxin Xinriji Paper Plastic Co., Ltd. Product Name - Plastic opp self adhesive Model Number - OEM
	Plastic Button	B01	4-hole Plastic Button	7/8"(22mm) - 9 pieces	Plastic	Along the Front Placket (5 pieces), the sleeve cuff (2 pieces) and Pocket Flap (2 pieces)	Black C		Mood fabrics - Black Plastic 4-Hole Button Product #: 324071
	Sewing Thread	THR01	Gutermann Extra Strong Thread	As per Requirement	100% Polyester	Along the Seams	DTM		Mood fabrics - 000 Black 100m Gutermann Extra Strong Thread Product #: 100739
	Main Fabric - Italian Boucle Fabric	FABRIC A	Heavyweight (12 ounces per square yard) - All Over Garment	1 1/2 meters	100% Wool	All Over the Body		Blue - 282 C	Mood fabrics - Navy Solid Boucle Product #: FW12067
	Main Label	LBL01	Screen Printed Brand Logo Woven Label	1 - 2.5" Length X 1" Width	100% Polyester Yarn	Back of Garment			Wunderlabel 2.5" Length X 1" Width Printed Labels



Measurements

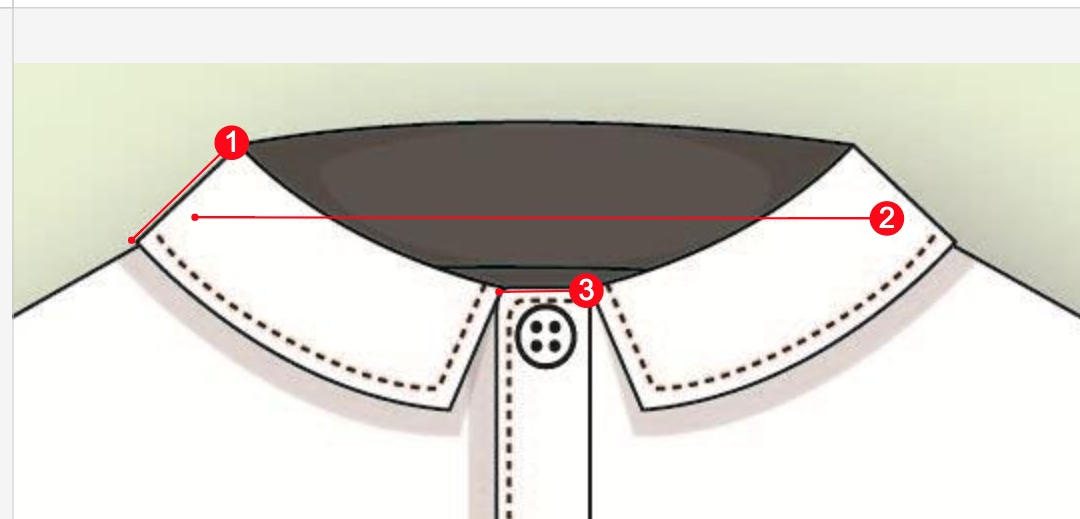
Pocket width



- 1 Pocket Width
- 2 Pocket Length
- 3 Pocket Flap Length

1. Pocket Width - Measure the Width of the Patch Pocket
2. Pocket Length - Measure the perpendicular length of the pocket measurement
3. Pocket Flap Length - measure the length of the pocket flap

Collar Width



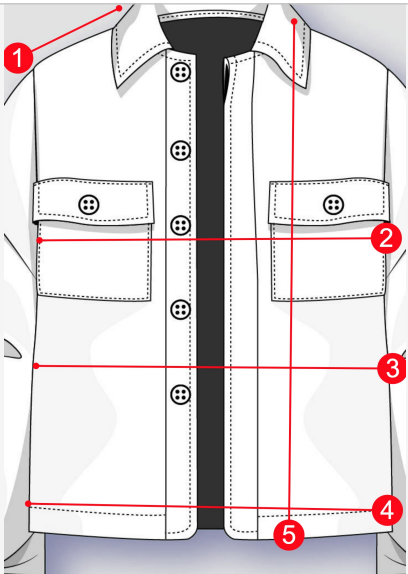
- 1 Collar Width Measuremen
- 2 Neckline Circumference
- 3 Placket Width

1. Collar Width Measurement - Measure along the width of the collar flap
2. Neckline Circumference - Measure along the circumference of the neckline
3. Placket Width - Measure along perpendicular to the width of the placket

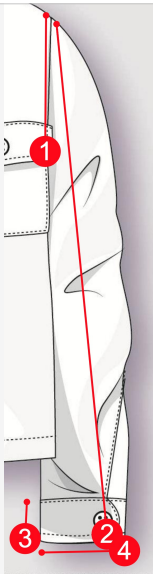


Measurements

Shoulder Width



Armhole Circumference



- 1 Shoulder Width Measurement
 - 2 Chest Circumference
 - 3 Waist Circumference
 - 4 Hipline Circumference
 - 5 Total Length of the Garment
1. Shoulder Width Measurement - Measure along the shoulder line from HPS to the shoulder edge
2. Chest Circumference - Measure along the circumference 1" from the underarm measurement
3. Waist Circumference - Measure along the circumference of the waistline
4. Hip Circumference - Measure along the circumference of the Hipline
5. Total Length of the Garment - Measure perpendicular line from the HPS to the Garment Hemline

- 1 Armhole Circumference
 - 2 Sleeve Length
 - 3 Cuff Width
 - 4 Sleeve Hem Circumference
1. Armhole Circumference - Measure along the circumference of the armhole line
2. Sleeve length - Total Length of the sleeve from shoulder to the sleeve hemline
3. Cuff Width - Measure along the width of the cuff
4. Sleeve hem circumference - Measure along the circumference of the sleeve hemline



WINTER FALL 201819 MENSWEAR JACKET WOOL

(*) Sample size is highlighted in darker green

Measurements

All measurements are in inches

Description	FIT 1	APPROVED SPEC	S	*M	L	TOL(-)	TOL(+)
Pocket width	4 1/2	ON SPEC	4 1/2	4 1/2	4 3/4	0.125	0.125
Pocket length	5 1/2	ON SPEC	5 1/2	5 1/2	5 1/2	0.125	0.125
Pocket Flap Length	1 3/4	ON SPEC	1 3/4	1 3/4	1 3/4	0.125	0.125
Collar Width	1 3/4	ON SPEC	1 3/4	1 3/4	1 3/4	0.125	0.125
Neckline Circumference	15 1/4	15 1/2	15	15 1/2	16	0.125	0.125
Placket Width	1 1/2	ON SPEC	1 1/2	1 1/2	1 1/2	0.125	0.125
Shoulder Width	6 3/4	6 1/4	6	6 1/4	6 1/2	0.25	0.25
Chest Circumference	48	ON SPEC	46	48	50	0.25	0.25
Waist Circumference	47	ON SPEC	45	47	49	0.25	0.25
Hip Circumference	46	ON SPEC	44	46	48	0.25	0.25
Total Length of Garment	26	26 1/2	26	26 1/2	27	0.25	0.25
Armhole Circumference	21	ON SPEC	20	21	22	0.25	0.25
Sleeve Length	24	24 1/2	24	24 1/2	25	0.25	0.25
Sleeve Cuff Width	3	ON SPEC	3	3	3	0.125	0.125
Sleeve Hem Circumference	5 1/2	5 3/4	5 1/2	5 3/4	6	0.25	0.25



WINTER FALL 201819 MENSWEAR JACKET WOOL

Colorway details

	Placement	Stitch Detail	Color Code
Stitch Detail Colorway - Front	Collar Flap	1/4" Margin Single Needle Top Stitch	17-1464 TPX
	Placket	1/8" Margin Single Needle Top Stitch	17-1464 TPX
	Pocket Flap	1/4" Margin Single Needle Top Stitch	17-1464 TPX
	Patch Pocket	1/8" Single needle Edge Stitch	16-1364 TPX
	Hemline Finish	Turned in with Secondary Fabric 1 1/2" Margin Single Needle Top Stitch	17-1464 TPX
	Sleeve Cuff - TOP	1/8" Single Needle Edge Stitch	16-1364 TPX
	Sleeve Cuff - BOTTOM	1/4" Margin Single Needle Top Stitch	17-1464 TPX
	Sleeve Placket	1/4" Margin Single Needle Top Stitch	16-1364 TPX
Stitch Detail Colorway - Back	Collar Flap	1/4" Margin Single Needle Top Stitch	17-1464 TPX
	Shoulder	1/4" Margin Single Needle Top Stitch	17-1464 TPX
	Hemline Finish	Turned in with Secondary Fabric 1 1/2" Margin Single Needle Top Stitch	17-1464 TPX
	Sleeve Cuff - TOP	1/8" Single Needle Edge Stitch	16-1364 TPX
	Sleeve Cuff - BOTTOM	1/4" Margin Single Needle Top Stitch	17-1464 TPX
	Sleeve Placket	1/4" Margin Single Needle Top Stitch	16-1364 TPX